

Lift

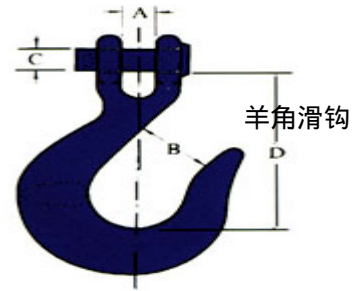
Xing Sheng Sling&Belt Group

泰州市力夫特绳网带厂

吊钩/羊角滑钩/环眼 S 鼻形钩/美式货钩 眼形滑钩

链条直径 in	额定载荷		A in	B in	C in	D in	重量 Lbs/pc
	H-331	A-331					
1/4	1950	2750	0.44	0.94	0.38	2.56	0.50
5/16	2875	4300	0.50	1.06	0.44	2.87	0.75
3/8	4000	5250	0.59	1.31	0.47	3.25	1.20
7/16	5000	7000	0.66	1.56	0.56	3.70	2.06
1/2	6500	9000	0.75	1.69	0.63	4.00	2.80
5/8	9250	13500	0.91	2.00	0.75	4.94	4.75
3/4	12500	19250	1.31	2.50	1.00	6.09	10.30

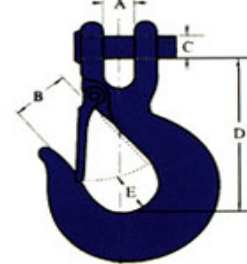
羊角滑钩
CLEVIS SLIP HOOK
Clevis slip hook



羊角滑钩

链条直径 in	额定载荷		A in	B in	C in	D in	E in	重量 Lbs/pc
	Carbon	Alloy						
1/4	1950	2750	0.44	0.79	0.38	2.56	0.79	0.52
5/16	2875	4300	0.50	0.93	0.44	2.87	0.79	0.77
3/8	4000	5250	0.59	1.14	0.47	3.25	1.02	1.23
7/16	5000	7000	0.66	1.18	0.56	3.70	1.03	2.10
1/2	6500	9000	0.75	1.42	0.63	4.00	1.38	2.85

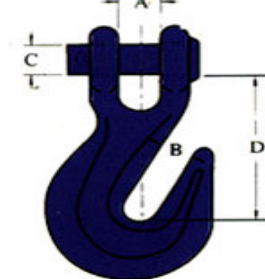
羊角滑钩 (带保险卡)
CLEVIS SLIP HOOK
(WITH LATCHES)
clevis slip hook (with latches)




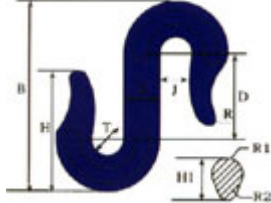
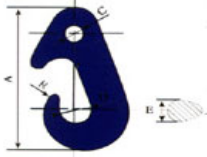
羊角滑钩 (带保险卡)

链条直径 in	额定载荷		A in	B in	C in	D in	重量 Lbs/pc
	H-330	A-330					
1/4	2600	3600	0.36	0.40	0.38	1.97	0.40
5/16	3900	5400	0.40	0.44	0.44	2.26	0.79
3/8	5400	7500	0.48	0.50	0.47	2.63	1.00
7/16	7200	10000	0.66	0.56	0.56	2.75	1.50
1/2	9200	12750	0.75	0.66	0.63	3.19	2.10
5/8	12750	19000	0.91	0.78	0.75	4.09	4.20
3/4	18500	27000	0.94	0.94	0.88	4.63	6.50

羊角抓钩
CLEVIS GRAB HOOK
clevis grab hook



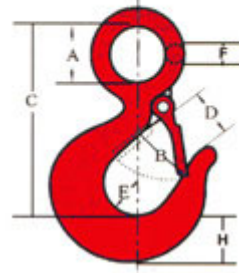
羊角抓钩

<table border="1"> <thead> <tr> <th>额定载荷 t</th> <th>B mm</th> <th>O mm</th> <th>H mm</th> <th>W mm</th> <th>E mm</th> <th>F mm</th> <th>重量 kg</th> </tr> </thead> <tbody> <tr> <td>0.5</td> <td>80</td> <td>22</td> <td>25</td> <td>15</td> <td>20</td> <td>12</td> <td>0.3</td> </tr> <tr> <td>1</td> <td>96</td> <td>30</td> <td>37</td> <td>24</td> <td>16</td> <td>17</td> <td>0.8</td> </tr> <tr> <td>2</td> <td>110</td> <td>31</td> <td>40</td> <td>27</td> <td>25</td> <td>20</td> <td>1.3</td> </tr> <tr> <td>3.2</td> <td>154</td> <td>40</td> <td>52</td> <td>37</td> <td>32</td> <td>25</td> <td>3.0</td> </tr> <tr> <td>5</td> <td>184</td> <td>50</td> <td>62</td> <td>40</td> <td>40</td> <td>27</td> <td>4.8</td> </tr> <tr> <td>8</td> <td>205</td> <td>56</td> <td>66</td> <td>48</td> <td>40</td> <td>30</td> <td>7.0</td> </tr> <tr> <td>10</td> <td>205</td> <td>56</td> <td>66</td> <td>42</td> <td>40</td> <td>30</td> <td>8.0</td> </tr> <tr> <td>15</td> <td>305</td> <td>105</td> <td>95</td> <td>82</td> <td>70</td> <td>45</td> <td>23.0</td> </tr> <tr> <td>25</td> <td>462</td> <td>108</td> <td>116</td> <td>92</td> <td>115</td> <td>57</td> <td>47.0</td> </tr> <tr> <td>37</td> <td>462</td> <td>108</td> <td>116</td> <td>92</td> <td>115</td> <td>57</td> <td>47.</td> </tr> </tbody> </table>								额定载荷 t	B mm	O mm	H mm	W mm	E mm	F mm	重量 kg	0.5	80	22	25	15	20	12	0.3	1	96	30	37	24	16	17	0.8	2	110	31	40	27	25	20	1.3	3.2	154	40	52	37	32	25	3.0	5	184	50	62	40	40	27	4.8	8	205	56	66	48	40	30	7.0	10	205	56	66	42	40	30	8.0	15	305	105	95	82	70	45	23.0	25	462	108	116	92	115	57	47.0	37	462	108	116	92	115	57	47.	<p>环眼吊钩 EYE HOOKS eye hooks</p>  <p>环眼吊钩</p>																																					
额定载荷 t	B mm	O mm	H mm	W mm	E mm	F mm	重量 kg																																																																																																																														
0.5	80	22	25	15	20	12	0.3																																																																																																																														
1	96	30	37	24	16	17	0.8																																																																																																																														
2	110	31	40	27	25	20	1.3																																																																																																																														
3.2	154	40	52	37	32	25	3.0																																																																																																																														
5	184	50	62	40	40	27	4.8																																																																																																																														
8	205	56	66	48	40	30	7.0																																																																																																																														
10	205	56	66	42	40	30	8.0																																																																																																																														
15	305	105	95	82	70	45	23.0																																																																																																																														
25	462	108	116	92	115	57	47.0																																																																																																																														
37	462	108	116	92	115	57	47.																																																																																																																														
<table border="1"> <thead> <tr> <th>额定载荷 t</th> <th>T mm</th> <th>A mm</th> <th>B mm</th> <th>D mm</th> <th>J mm</th> <th>R mm</th> <th>R1 mm</th> <th>R2 mm</th> <th>H mm</th> <th>H1 mm</th> <th>重量 kg/p c</th> </tr> </thead> <tbody> <tr> <td>1</td> <td>25</td> <td>25</td> <td>6</td> <td>75</td> <td>24</td> <td>7</td> <td>11</td> <td>6</td> <td>97</td> <td>33</td> <td>1</td> </tr> <tr> <td>2</td> <td>28</td> <td>28</td> <td>17</td> <td>80</td> <td>26</td> <td>8</td> <td>12</td> <td>7</td> <td>10</td> <td>33.</td> <td>1.5</td> </tr> <tr> <td></td> <td></td> <td></td> <td>5</td> <td></td> <td></td> <td></td> <td></td> <td></td> <td>6</td> <td>5</td> <td></td> </tr> <tr> <td>3</td> <td>30</td> <td>30</td> <td>3</td> <td>80</td> <td>30</td> <td>9</td> <td>13</td> <td>8</td> <td>11</td> <td>36.</td> <td>2</td> </tr> <tr> <td>5</td> <td>44</td> <td>44</td> <td>24</td> <td>10</td> <td>38</td> <td>12</td> <td>16.</td> <td>10</td> <td>15</td> <td>49.</td> <td>4.5</td> </tr> <tr> <td></td> <td></td> <td></td> <td>3</td> <td>0</td> <td></td> <td></td> <td>5</td> <td></td> <td>8</td> <td>5</td> <td></td> </tr> <tr> <td>8</td> <td>60</td> <td>60</td> <td>1</td> <td>5</td> <td>55</td> <td>17</td> <td>20</td> <td>12</td> <td>19</td> <td>6</td> <td>8</td> </tr> <tr> <td>10</td> <td>75</td> <td>75</td> <td>36</td> <td>15</td> <td>70</td> <td>18</td> <td>21</td> <td>12.</td> <td>24</td> <td>68</td> <td>12</td> </tr> <tr> <td></td> <td></td> <td></td> <td>1</td> <td>0</td> <td></td> <td></td> <td></td> <td>5</td> <td>0</td> <td></td> <td></td> </tr> </tbody> </table>												额定载荷 t	T mm	A mm	B mm	D mm	J mm	R mm	R1 mm	R2 mm	H mm	H1 mm	重量 kg/p c	1	25	25	6	75	24	7	11	6	97	33	1	2	28	28	17	80	26	8	12	7	10	33.	1.5				5						6	5		3	30	30	3	80	30	9	13	8	11	36.	2	5	44	44	24	10	38	12	16.	10	15	49.	4.5				3	0			5		8	5		8	60	60	1	5	55	17	20	12	19	6	8	10	75	75	36	15	70	18	21	12.	24	68	12				1	0				5	0			<p>S钩 S HOOKS S hooks</p>  <p>S钩</p>	
额定载荷 t	T mm	A mm	B mm	D mm	J mm	R mm	R1 mm	R2 mm	H mm	H1 mm	重量 kg/p c																																																																																																																										
1	25	25	6	75	24	7	11	6	97	33	1																																																																																																																										
2	28	28	17	80	26	8	12	7	10	33.	1.5																																																																																																																										
			5						6	5																																																																																																																											
3	30	30	3	80	30	9	13	8	11	36.	2																																																																																																																										
5	44	44	24	10	38	12	16.	10	15	49.	4.5																																																																																																																										
			3	0			5		8	5																																																																																																																											
8	60	60	1	5	55	17	20	12	19	6	8																																																																																																																										
10	75	75	36	15	70	18	21	12.	24	68	12																																																																																																																										
			1	0				5	0																																																																																																																												
<table border="1"> <thead> <tr> <th>额定载荷 t</th> <th>A mm</th> <th>C mm</th> <th>D mm</th> <th>E mm</th> <th>R mm</th> </tr> </thead> <tbody> <tr> <td>1</td> <td>170</td> <td>21</td> <td>34</td> <td>22</td> <td>6</td> </tr> <tr> <td>2</td> <td>208</td> <td>25</td> <td>40</td> <td>30</td> <td>8</td> </tr> <tr> <td>3</td> <td>253</td> <td>31</td> <td>60</td> <td>35</td> <td>10</td> </tr> <tr> <td>5</td> <td>303</td> <td>38</td> <td>70</td> <td>45</td> <td>13</td> </tr> </tbody> </table>							额定载荷 t	A mm	C mm	D mm	E mm	R mm	1	170	21	34	22	6	2	208	25	40	30	8	3	253	31	60	35	10	5	303	38	70	45	13	<p>鼻形钩 CARGO HOOKS cargo hooks</p> 																																																																																																
额定载荷 t	A mm	C mm	D mm	E mm	R mm																																																																																																																																
1	170	21	34	22	6																																																																																																																																
2	208	25	40	30	8																																																																																																																																
3	253	31	60	35	10																																																																																																																																
5	303	38	70	45	13																																																																																																																																

额定载荷 t		A in	B in	C in	D in	E in	F mm	H mm	重量 Lbs/p s
320 C	320 A								
0.5	0.75	0.6 3	0.8 7	2.80	0.8 1	0.6 5	7.5	19. 5	0.35
0.75	1	0.7 5	0.9 4	3.22	0.8 8	0.8 1	9.1	73. 5	0.55
1	1.5	0.9 1	1.0 3	3.66	0.9 7	0.8 1	10	23	0.75
1.5	2	1.1 2	1.0 6	4.09	1.0 0	0.8 4	12	23	1.25
2	3	1.2 5	1.2 2	4.69	1.1 2	1.1 9	14	29	1.70
3	4.5	1.5 6	1.5 0	5.78	1.3 4	1.3 8	17. 5	36. 5	3.60
5	7	2.0 0	1.8 8	7.38	1.6 9	1.7 8	23	46	7.08
7.5	11	2.4 4	2.2 5	9.06	2.0 6	2.1 2	23. 5	57. 5	13.00
10	15	2.8 4	3.2 5	10.1 9	2.2 7	2.6 2	32. 4	65. 8	21.60

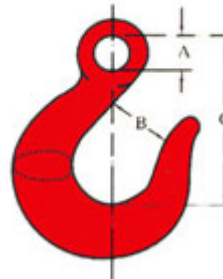
链条直径	额定载荷 t		A in	B in	C in	重量 Lbs/pc
	H-324	A-324				
1/4	1950	2750	0.50	0.94	2.56	0.40
5/16	2875	4300	0.63	1.06	2.95	0.70
3/8	4000	5250	0.72	1.31	3.36	1.00
7/16	5000	7000	0.81	1.56	3.88	1.60
1/2	6500	9000	0.94	1.69	4.28	2.40
5/8	9250	13500	1.13	2.00	5.22	4.00
3/4	12500	19250	1.38	2.13	5.80	6.50

美式货钩
EYE HOOK
EYE HOOKS



美式货钩

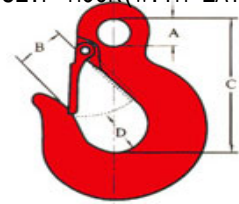
眼形滑钩
EYE SLIP HOOK
EYE SLIP HOOK



眼形滑钩

链条直径 in	额定载荷		A in	B in	C in	D in	重量 Lbs/pc
	Carbon	Alloy					
1/4	1950	2750	0.50	0.75	2.56	0.79	0.42
5/16	2875	4300	0.63	0.88	2.95	0.79	0.72
3/8	4000	5250	0.72	1.10	3.36	1.02	1.03
7/16	5000	7000	0.81	1.25	3.88	1.06	1.64
1/2	6500	9000	0.94	1.38	4.28	1.30	2.45

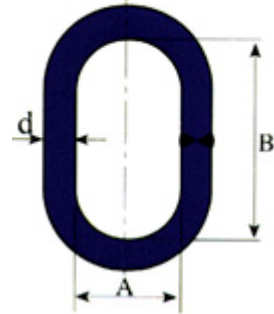
眼形滑钩 (带保险卡)
EYE SLIP HOOK
(WITH LATCHES)
EYE SLIP HOOK(WITH LATCHES)



眼形滑钩 (带保险卡)

额定载荷 t	试验载荷 t	d mm	A mm	B mm	重量 kg/pc
1	2	φ14	80	144	0.51
2	4	φ18	80	144	0.87
3	6	φ22	80	144	1.33
5	10	φ26	100	180	2.20
8	16	φ32	120	216	4.20
10	20	φ35	120	216	5.10
12	22	φ38	140	252	7.00
16	27	φ42	160	288	9.70
20	32	φ45	160	288	11.20
25	44	φ52	180	324	16.90
30	45	φ55	200	360	21.90
40	60	φ60	200	360	25.00
50	75	φ67	220	396	34.50
63	94	φ72	220	396	40.50
80	120	φ82	240	430	55.00
100	150	φ90	250	450	69.50

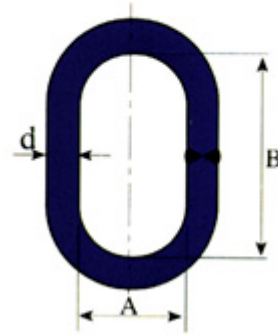
长吊环 (焊接)
MASTER LINK
MASTER LINK



长吊环 (焊接)

额定载荷 t	试验载荷 t	d mm	A mm	B mm	重量 kg/pc
2	4	φ16	65	130	0.53
3	6	φ20	80	150	1.00
5	10	φ24	90	160	1.60
8	16	φ28	100	190	2.40
10	20	φ32	110	200	3.50
12	24	φ34	120	230	4.40
16	32	φ38	135	250	6.10
20	40	φ42	140	270	9.00
25	50	φ46	160	310	11.8
30	60	φ52	180	330	15.8
40	75	φ56	180	330	18.6
50	90	φ62	210	410	27.7
63	110	φ68	210	410	35.2
80	140	φ76	240	410	44.8
100	170	φ84	240	460	60.2
100	200	φ90	254	508	73.7

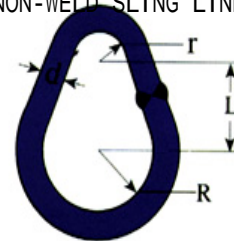
长吊环 (锻造)
MASTER LINK



长吊环 (锻造)

额定载荷 t	R mm	r mm	d mm	L mm	重量 kg/pc
3	60	20	20	85	1.24
5	65	25	30	93	3.22
8	75	30	33	100	4.39
10	80	50	38	146	7.35
16	80	50	45	146	10.59

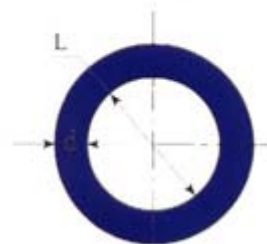
梨形环
NON-WELD SLING LINK
NON-WELD SLING LINK



梨形环

额定载荷	d mm	L mm	重量 kg/pc
3	24	100	2.77
5	28	150	5.40
8	33	175	8.77
10	38	225	14.71
16	45	225	21.18
20	52	250	31.63
25	58	315	48.61

圆吊环 圆吊环
NON-WELD RING

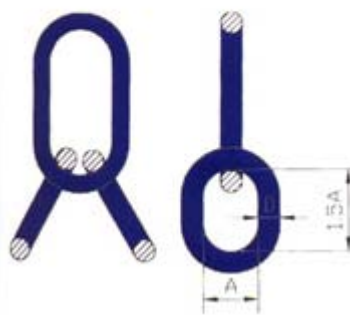


NON-WELD RING

主吊环额定载 荷	中间环额定载 荷	主吊环直 径	D mm	A mm
1	0.7	φ14	φ10	25
2	1.4	φ18	φ12	25
3	2.2	φ22	φ14	30
5	3.5	φ26	φ18	40
8	6.4	φ32	φ22	40
10	7.0	φ35	φ26	50
12	8.4	φ38	φ28	50
16	11.2	φ42	φ30	60
20	14.0	φ45	φ35	70
25	17.5	φ52	φ38	70
30	21.0	φ55	φ42	80
40	28.0	φ60	φ45	80
50	35.0	φ67	φ50	100
63	44.0	φ72	φ55	100
80	56.0	φ82		
100	70.0	φ90	-	-

组合吊环
MASTER LINK ASSEMBLY

MASTER LINK ASSEMBLY

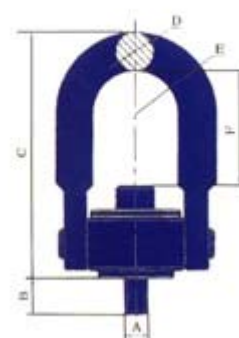


组合吊环
强力环(子母环)

额定 载荷 t	破断 载荷 t	A mm	B mm	C mm	D mm	E mm	F mm	重量 kg/pc
0.45	2.7	M10	17	69.6	11	11.8	28.0	0.2
1.00	6.0	M12	19	121.2	19	22.4	61.7	1.1
1.75	10.5	M16	24	124.2	20	22.4	55.7	1.2
2.2	13.2	M20	30	127.2	24	22.4	49.7	1.6
2.7	16.2	M20	30	168.8	27	35.1	55.4	3.3
3.5	21.0	M24	34	168.8	27	35.1	55.4	3.4
4.2	25.2	M30	54	168.8	27	35.1	69.4	3.8
7.0	42.0	M30	66	237.8	38	44.5	69.4	11.8
11.0	66.0	M36	69	319.3	48	57.2	124.8	20.5
12.5	75.0	M42	79	337.5	50	57.2	129	22.1
13.5	81.0	M48	79	337.5	50	57.2	135	22.8

旋转吊环
ROLLING RINGS

ROLLING RINGS



旋转吊环

电话: 0523-86933296 86935818 传真: 0523-86935096
<http://www.jslift.com>